


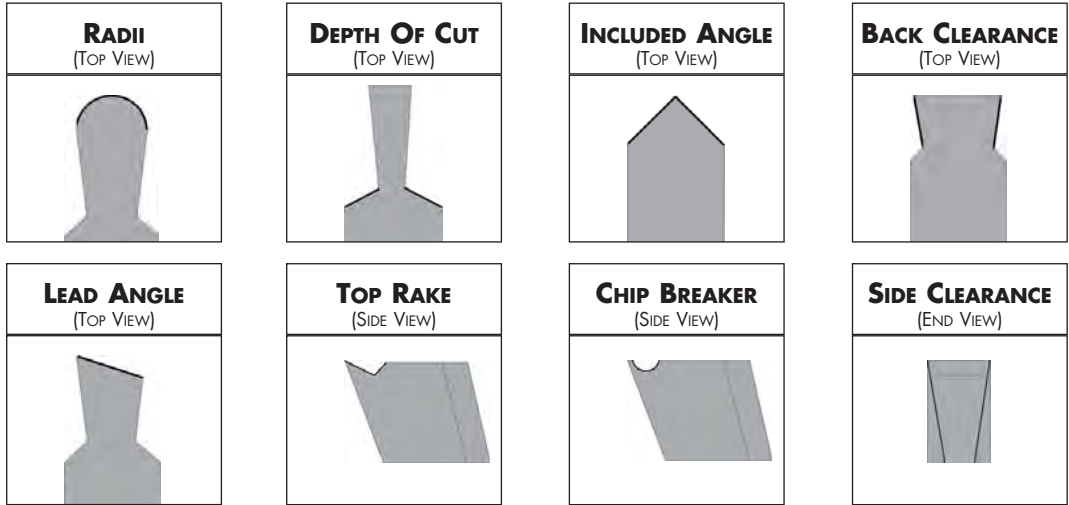
PRODUCT INFORMATION

- External grooving.
- Internal Static O-Ring grooving with 1.250" minimum bore diameter.
- Sub-micron grain **DURA-MAX® 2000** and **5000** Carbides.
- Inserts available with TiN, TiAlN, TiCN and Diamond coating.



MODIFICATIONS

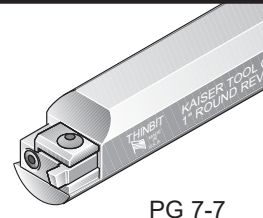
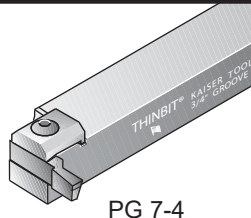
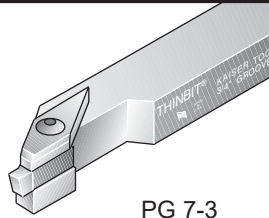
SEE PAGE 8-3 FOR ADDITIONAL INFORMATION



TOOLHOLDER SELECTIONS

CNC, SWISS, CONVENTIONAL STYLE

ROUND STYLE



TECHNICAL SECTIONS

PRODUCT DEMONSTRATION



www.thinbit.com/qr1-11

SPEEDS AND FEEDS

PG 9-10

APPLICATION REFERENCE

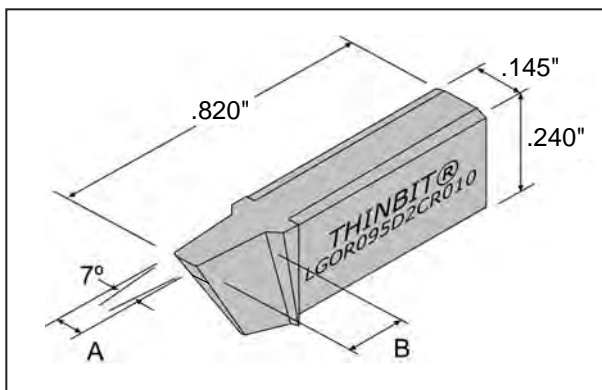
PG 9-3

TROUBLESHOOTING

PG 9-7

KAISER TOOL COMPANY, INC.

O.D. STATIC O-RING INSERTS



FRONT RAKE: Primary 10° honed, Secondary 15°
 BACK CLEARANCE: 7° included angle
 SIDE CLEARANCE: 5° both sides
 RADIUS: .010" or .020"
 TOP RAKE: 0°
 LEAD ANGLE: 0°
 DEPTH OF CUT: .200" or .250"

STATIC O-RING GROOVING

ORDERING INSTRUCTIONS

Select the **ORDER CODE** in the table below that represents your selection of groove width and insert grade.

EXAMPLE:

The **ORDER CODE** for a .095" insert width in **DURA-MAX® 2000** is:

LGOR095D2CR010

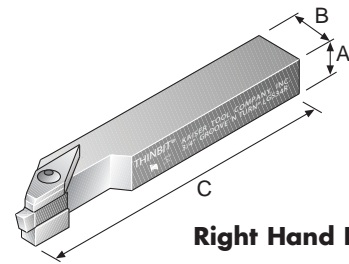
| SPECIFICATIONS | | | ORDER CODE | | INFO. | |
|------------------------------------|----------------|--------------|---|--|-------------------------------------|--|
| Insert Orientation & Radius | Insert Width | Depth of Cut | Insert Grades See Page 9-5 for expanded material descriptions and Page 9-10 for Speeds and Feeds information | | Add-ons Use 'Order Code' and Add | Toolholder Catalog Section 7 Use Toolholders Beginning With |
| | 'A' ± .001" | 'B' | DURA-MAX® 2000 Carbide For Steel & Interrupted Cutting | DURA-MAX® 5000 Carbide For Aluminum & Non-ferrous | Coating Page 9-6 | |
| Centered .010" Corner Radius | .095" | .250" | LGOR095D2CR010 | LGOR095D5CR010 | TiN add 'C' | 'L' |
| | .142" | .200" | LGOR142D2CR010 | LGOR142D5CR010 | TiCN add 'D' TiAlN add 'E' | |
| Centered .020" Corner Radius | .125" | .250" | LGOR125D2CR020 | LGOR125D5CR020 | Diamond add 'F' | |

KAISER TOOL COMPANY, INC.

Phone: 888-THINBIT (888-844-6248) or (260) 484-3620 • Fax: 888-THINFAX (888-844-6329) or (260) 482-1881
 www.thinbit.com • General E-mail: thinbit@kaisertool.com • Orders: orders@thinbit.com • Quotes: quotes@thinbit.com

PRODUCT INFORMATION

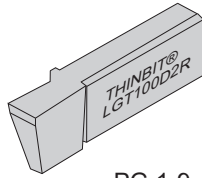
- Designed for CNC, conventional and top slide position on Swiss screw machines.
- Shank sizes 5/16", 3/8", 1/2", 5/8", 3/4", 1" and 1-1/4". Metric sizes also available.
- Modifications can be provided on any of our tooling. Please contact us with your application requirements.



Right Hand Illustrated

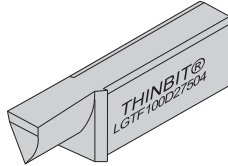
INSERT SELECTIONS

GROOVING



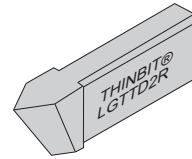
PG 1-9

FACE GROOVING



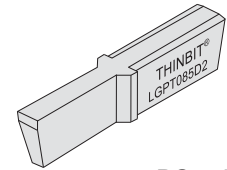
PG 2-9

THREADING



PG 4-9

PARTING



PG 5-3



Scan this code for additional information.

www.thinbit.com/qr7-3

ORDERING INSTRUCTIONS

Select the **ORDER CODE** in the table below that represents your selection of shank dimensions.

EXAMPLE:

The **ORDER CODE** for a .750" Right Hand square shank for inserts beginning with 'L' is:

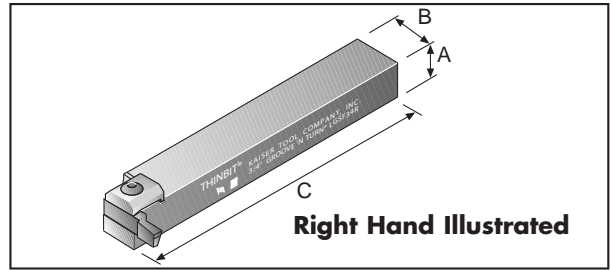
LGS34R

| SPECIFICATIONS | | | | ORDER CODE | | | | | |
|--|------------------|--------|---------|--|---------|---|-------|--------|-------|
| Shank Orientation | Shank Dimensions | | | Toolholder Package Includes Shank, Clamp and Hardware | | Replacement Parts | | | |
| | 'A' | 'B' | 'C' | For Inserts Beginning With 'L' | | Clamp | Screw | Wrench | Pin |
| RIGHT HAND | LEFT HAND | | | | | | | | |
| Straight Use right hand holder with right hand inserts Use left hand holder with left hand inserts | .312" | .500" | 4.840" | LGS56R | LGS56L | Right Hand: Clamp X Left Hand: Clamp Y | S3808 | W1005 | P0206 |
| | .375" | .500" | 4.840" | LGS38R | LGS38L | | | | |
| | .500" | .500" | 4.840" | LGS12R | LGS12L | | | | |
| | .625" | .625" | 4.840" | LGS58R | LGS58L | | | | |
| | .750" | .750" | 4.840" | LGS34R | LGS34L | | | | |
| | 1.000" | 1.000" | 4.840" | LGS01R | LGS01L | | | | |
| | 1.250" | 1.250" | 4.840" | LGS14R | LGS14L | | | | |
| | 8mm | .500" | 4.840" | LGS08RM | LGS08LM | | | | |
| | 10mm | .500" | 4.840" | LGS10RM | LGS10LM | | | | |
| | 12mm | .500" | 4.840" | LGS12RM | LGS12LM | | | | |
| | 16mm | .750" | 4.840" | LGS16RM | LGS16LM | | | | |
| | 20mm | 1.000" | 4.840" | LGS20RM | LGS20LM | | | | |
| 25mm | 1.000" | 4.840" | LGS25RM | LGS25LM | | | | | |

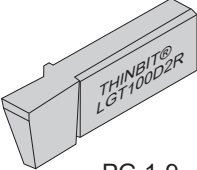
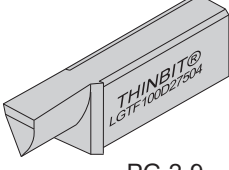
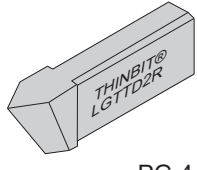
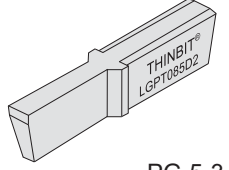
KAISER TOOL COMPANY, INC.

PRODUCT INFORMATION

- Designed for CNC and conventional machines.
- Shank sizes 5/16", 3/8", 1/2", 5/8", 3/4", 1" and 1-1/4". Metric sizes also available.
- Modifications can be provided on any of our tooling. Please contact us with your application requirements.



INSERT SELECTIONS

| GROOVING | FACE GROOVING | THREADING | PARTING |
|---|---|--|---|
|  PG 1-9 |  PG 2-9 |  PG 4-9 |  PG 5-3 |



Scan this code for additional information.

www.thinbit.com/qr7-4

ORDERING INSTRUCTIONS

Select the **ORDER CODE** in the table below that represents your selection of shank orientation and dimensions.

EXAMPLE:

The **ORDER CODE** for a .750" right hand shank for inserts beginning with 'L' is:
LGSF34R

| SPECIFICATIONS | | | | ORDER CODE | | | | | |
|---|------------------|--------|--------|--|-----------|-------------------|-------|--------|-------|
| Shank Orientation | Shank Dimensions | | | Toolholder Package <small>Includes Shank, Clamp and Hardware For Inserts Beginning With 'L'</small> | | Replacement Parts | | | |
| | 'A' | 'B' | 'C' | RIGHT HAND | LEFT HAND | Clamp | Screw | Wrench | Pin |
| 90° Use right hand holder with left hand inserts | .312" | .500" | 4.840" | LGSF56R | | Clamp C | S3808 | W1005 | P0312 |
| | .375" | .500" | 4.840" | LGSF38R | | | | | |
| | .500" | .500" | 4.840" | LGSF12R | | | | | |
| | .625" | .625" | 4.840" | LGSF58R | LGSF58L | | | | |
| | .750" | .750" | 4.840" | LGSF34R | LGSF34L | | | | |
| | 1.000" | 1.000" | 4.840" | LGSF01R | LGSF01L | | | | |
| | 1.250" | 1.250" | 4.840" | LGSF14R | LGSF14L | | | | |
| Use left hand holder with right hand inserts | 8mm | .500" | 4.840" | LGSF08RM | | | | | |
| | 10mm | .500" | 4.840" | LGSF10RM | | | | | |
| | 12mm | .500" | 4.840" | LGSF12RM | | | | | |
| | 16mm | .750" | 4.840" | LGSF16RM | LGSF16LM | | | | |
| | 20mm | 1.000" | 4.840" | LGSF20RM | LGSF20LM | | | | |
| | 25mm | 1.000" | 4.840" | LGSF25RM | LGSF25LM | | | | |

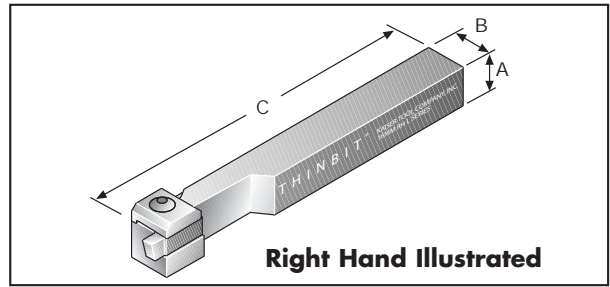
GROOVE 'N TURN® TOOLHOLDERS

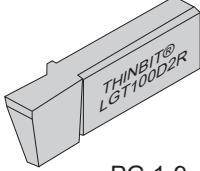
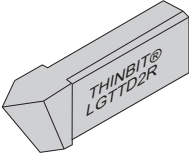
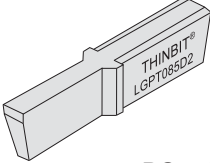
KAISER TOOL COMPANY, INC.

Phone: 888-THINBIT (888-844-6248) or (260) 484-3620 • Fax: 888-THINFAX (888-844-6329) or (260) 482-1881
www.thinbit.com • General E-mail: thinbit@kaisertool.com • Orders: orders@thinbit.com • Quotes: quotes@thinbit.com

PRODUCT INFORMATION

- Designed for top slide position on Swiss screw machines.
- Shank sizes 1/2", 12mm and 16mm in right hand orientation.
- Modifications can be provided on any of our tooling. Please contact us with your application requirements.



| INSERT SELECTIONS | GROOVING | THREADING | PARTING |
|-------------------|---|---|--|
| |  PG 1-9 |  PG 4-9 |  PG 5-3 |



Scan this code for additional information.

www.thinbit.com/qr7-5

ORDERING INSTRUCTIONS

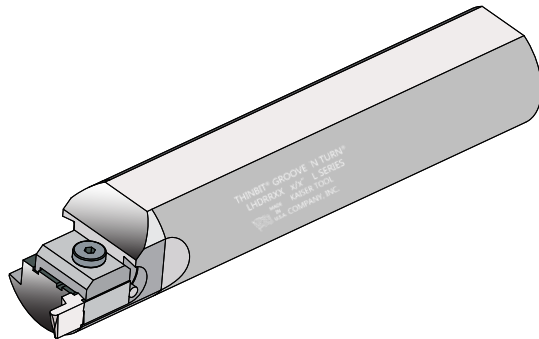
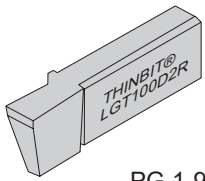
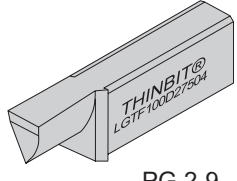
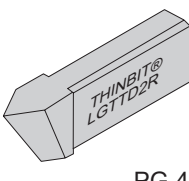
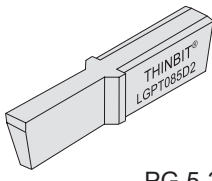
Select the **ORDER CODE** in the table below that represents your selection of shank orientation and dimensions.

EXAMPLE:

The **ORDER CODE** for a .500" shank, right hand tool for inserts beginning with 'L' is:
LSS12R

| SPECIFICATIONS | | | | ORDER CODE | | | | |
|--|------------------|-------|--------|---|-------------------|-------|--------|-------|
| Shank Orientation | Shank Dimensions | | | Toolholder Package Includes Shank, Clamp and Hardware For Inserts Beginning With 'L' | Replacement Parts | | | |
| | 'A' | 'B' | 'C' | | Clamp | Screw | Wrench | Pin |
| Right Hand | .500" | .500" | 4.840" | LSS12R | Clamp C | S3808 | W1005 | P0305 |
| Use with right hand and centered inserts | 12mm | 12mm | | LSS12RM | | | | |
| | 16mm | 16mm | | LSS16RM | | | | |
| Left Hand | .500" | .500" | 4.840" | LSS12L | | | | |
| Use with left hand and centered inserts | 12mm | 12mm | | LSS12LM | | | | |
| | 16mm | 16mm | | LSS16LM | | | | |

KAISER TOOL COMPANY, INC.

| | | | | | | | | | | | | |
|----------------------------|--|-----------------|----------------------|------------------|---|---|--|---|--|--|--|---|
| PRODUCT INFORMATION | <ul style="list-style-type: none"> Designed for boring bar positions on all machines. Can be used with a boring head to trepan on a mill. Shank may need to be shortened. Toolholder reversible by changing clamp to other side. Shank sizes 12mm, 1/2", 5/8", 16mm, 3/4" 20mm, 22mm, 25mm and 1". All 1/2", 5/8" and 3/4" shanks are made from 1" shank. For a shortened shank see page 11-2. Modifications can be provided on any of our tooling. Please contact us with your application requirements. | | | |  <p>Heavy Duty Round Reversible Toolholder</p> | | | | | | | |
| | INSERT SELECTIONS | GROOVING | FACE GROOVING | THREADING | PARTING |  <p>PG 1-9</p> | |  <p>PG 2-9</p> | |  <p>PG 4-9</p> | |  <p>PG 5-3</p> |

ORDERING INSTRUCTIONS

Select the **ORDER CODE** in the table below that represents your selection of shank dimensions.

EXAMPLE:

The **ORDER CODE** for a 3/4" round shank for inserts beginning with 'L' is:

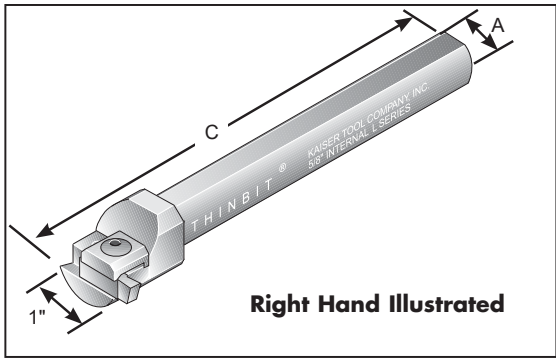
LHDRR34

| SPECIFICATIONS | | ORDER CODE | | |
|---|------------------|--|---------|--|
| Shank Orientation | Shank Dimensions | Toolholder Package Includes Shank, Clamp and Hardware | | |
| | 'A' | For Inserts Beginning With | Clamp | Clamp Hardware |
| | | 'L' | | |
| <p style="text-align: center;">Right Hand or Left Hand</p> <p>Use as right hand with right hand inserts</p> <p>Use as left hand with left hand inserts</p> <p>Use as either hand with centered inserts</p> | 1/2" | LHDRR12 | Clamp C | Screw: S3808 Wrench: W1005 Pin: P0305 |
| | 5/8" | LHDRR58 | | |
| | 3/4" | LHDRR34 | | |
| | 1" | LHDRR01 | | |
| | 12 mm | LHDRR12M | | |
| | 16 mm | LHDRR16M | | |
| | 20 mm | LHDRR20M | | |
| | 22 mm | LHDRR22M | | |
| | 25 mm | LHDRR25M | | |

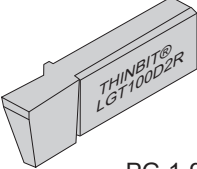
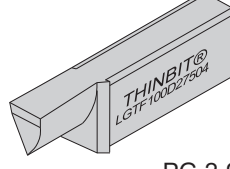
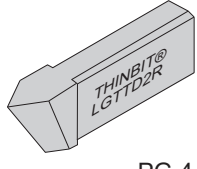
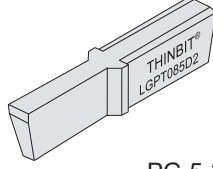
KAISER TOOL COMPANY, INC.

PRODUCT INFORMATION

- Designed for boring bar positions on all machines.
- Toolholder reversible for left and right hand orientation.
- Shank sizes 1/2", 5/8", 3/4" and 1".
- All 1/2", 5/8" and 3/4" shanks are made from 1" shank.
- Modifications can be provided on any of our tooling. Please contact us with your application requirements.



INSERT SELECTIONS

| GROOVING | FACE GROOVING | THREADING | PARTING |
|---|---|--|---|
|  PG 1-9 |  PG 2-9 |  PG 4-9 |  PG 5-3 |



Scan this code for additional information.

www.thinbit.com/qr7-8

ORDERING INSTRUCTIONS

Select the **ORDER CODE** in the table below that represents your selection of shank orientation and dimensions.

EXAMPLE:

The **ORDER CODE** for a .625" right hand shank for inserts beginning with 'L' is:

LR5806

| SPECIFICATIONS | | | | ORDER CODE | | | | |
|--|-----------------------|------------------|---------|---|--------------------------------|-------|--------|-------|
| Shank Orientation | Minimum Bore Diameter | Shank Dimensions | | Toolholder Package Includes Shank, Clamp and Hardware | Replacement Parts | | | |
| | | 'A' | 'C' | | For Inserts Beginning With 'L' | | | |
| | without pin | | | | Clamp | Screw | Wrench | Pin |
| Right Hand or Left Hand Use as right hand with left hand inserts; Use as left hand with right hand inserts; Use as either hand with centered inserts. | 1.250" | .500" | 5.500" | LR1206 | Clamp C | S3808 | W1005 | P0305 |
| | | .625" | | LR5806 | | | | |
| | | .750" | | LR3406 | | | | |
| | | 1.000" | 5.500" | LR0106 | | | | |
| | | | 11.875" | LR0112 | | | | |

ROUND TOOLHOLDERS

KAISER TOOL COMPANY, INC.