


FRONT RAKE: 15°
 RADIUS: .002" or .000"
 TOP RAKE: 0°
 PROFILE: 60°

PRODUCT INFORMATION	<ul style="list-style-type: none"> • External threading within .046" of a shoulder. • Internal threading with 1.250" minimum bore diameter. • 8 Threads Per Inch and greater. • Sub-micron grain DURA-MAX[®] 2000 and 5000 Carbides and High Speed Steel. • Inserts can be coated with TiN, TiAlN, TiCN and Diamond coating.
----------------------------	--

TECHNICAL SECTIONS	PRODUCT DEMONSTRATION	SPEEDS AND FEEDS	APPLICATION REFERENCE	TROUBLESHOOTING
	 www.thinbit.com/qr10-3	PG 9-18	PG 9-4	PG 9-7

ORDERING INSTRUCTIONS

Complete the **ORDER CODE** in the table below that represents your selection of Threads Per Inch and insert grade.

EXAMPLE:

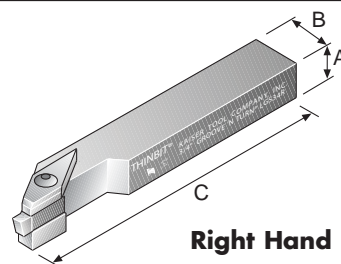
The **ORDER CODE** for an 15-56 TPI insert in **DURA-MAX[®] 2000** is:
STTD2

SPECIFICATIONS		ORDER CODE							INFO.		
Insert Orientation	Threads Per Inch	Insert Grades <small>See Page 9-5 for expanded material selections and Page 9-18 for Speeds and Feeds information</small>			Coatings <small>See Page 9-6 for Expanded Coating Descriptions</small>				Blank Width 'C'	Overall Length 'D'	Toolholder Catalog Section 7 & 10 Use Toolholders Beginning With
		DURA-MAX [®] 2000 Carbide <small>For Steel & Interrupted Cutting</small>	DURA-MAX [®] 5000 Carbide <small>For Aluminum & Non-ferrous</small>	High Speed Steel	Use Uncoated Part Number and Add Coating Code						
					TiN	TiCN	TiAlN	Diamond			
Centered For either right hand or left hand	15 to 56	STTD2	STTD5	STTHS					.068"	.650"	'S' Page 10-5 through 10-8
	Greater than 56	STTD21	STTD51	STTHS1	add 'C'	add 'D'	add 'E'	add 'F'			
	8 to 56	LTTD2	LTTD5	LTTHS					.130"	.721"	'L' Section 7 Page 10-5 through 10-8
	Greater than 56	LTTD21	LTTD51	LTTHS1	add 'C'	add 'D'	add 'E'	add 'F'			

KAISER TOOL COMPANY, INC.

PRODUCT INFORMATION

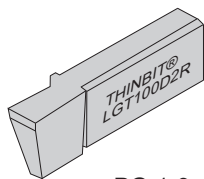
- Designed for CNC, conventional and top slide position on Swiss screw machines.
- Shank sizes 5/16", 3/8", 1/2", 5/8", 3/4", 1" and 1-1/4". Metric sizes also available.
- Modifications can be provided on any of our tooling. Please contact us with your application requirements.



Right Hand Illustrated

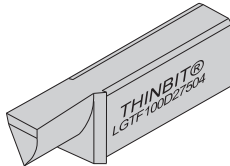
INSERT SELECTIONS

GROOVING




PG 1-9

FACE GROOVING



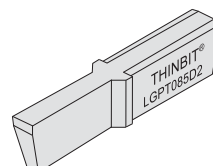
PG 2-9

THREADING



PG 4-9

PARTING



PG 5-3



Scan this code for additional information.

www.thinbit.com/qr7-3

ORDERING INSTRUCTIONS

Select the **ORDER CODE** in the table below that represents your selection of shank dimensions.

EXAMPLE:

The **ORDER CODE** for a .750" Right Hand square shank for inserts beginning with 'L' is:

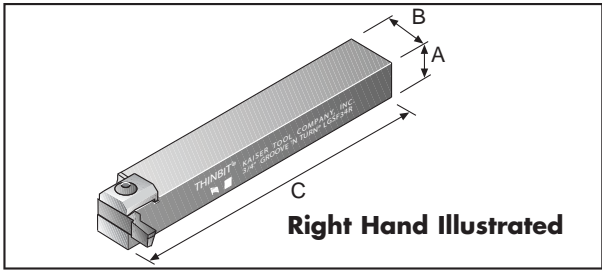
LGS34R

SPECIFICATIONS				ORDER CODE					
Shank Orientation	Shank Dimensions			Toolholder Package Includes Shank, Clamp and Hardware		Replacement Parts			
	'A'	'B'	'C'	For Inserts Beginning With 'L'		Clamp	Screw	Wrench	Pin
RIGHT HAND	LEFT HAND								
Straight Use right hand holder with right hand inserts Use left hand holder with left hand inserts	.312"	.500"	4.840"	LGS56R	LGS56L	Right Hand: Clamp X Left Hand: Clamp Y	S3808	W1005	P0206
	.375"	.500"	4.840"	LGS38R	LGS38L				
	.500"	.500"	4.840"	LGS12R	LGS12L				
	.625"	.625"	4.840"	LGS58R	LGS58L				
	.750"	.750"	4.840"	LGS34R	LGS34L				
	1.000"	1.000"	4.840"	LGS01R	LGS01L				
	1.250"	1.250"	4.840"	LGS14R	LGS14L				
	8mm	.500"	4.840"	LGS08RM	LGS08LM				
	10mm	.500"	4.840"	LGS10RM	LGS10LM				
	12mm	.500"	4.840"	LGS12RM	LGS12LM				
	16mm	.750"	4.840"	LGS16RM	LGS16LM				
	20mm	1.000"	4.840"	LGS20RM	LGS20LM				
25mm	1.000"	4.840"	LGS25RM	LGS25LM					

KAISER TOOL COMPANY, INC.

PRODUCT INFORMATION

- Designed for CNC and conventional machines.
- Shank sizes 5/16", 3/8", 1/2", 5/8", 3/4", 1" and 1-1/4". Metric sizes also available.
- Modifications can be provided on any of our tooling. Please contact us with your application requirements.



INSERT SELECTIONS

GROOVING	FACE GROOVING	THREADING	PARTING
PG 1-9	PG 2-9	PG 4-9	PG 5-3



Scan this code for additional information.

www.thinbit.com/qr7-4

ORDERING INSTRUCTIONS

Select the **ORDER CODE** in the table below that represents your selection of shank orientation and dimensions.

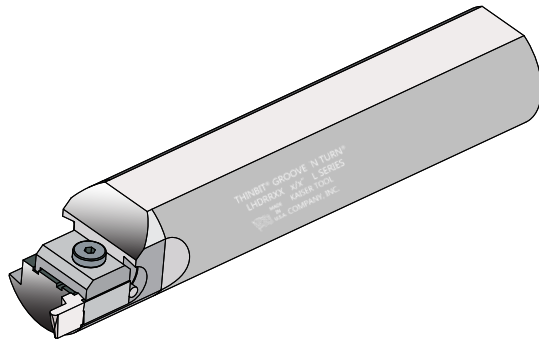
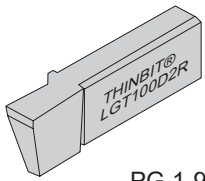
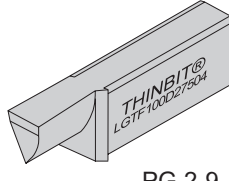
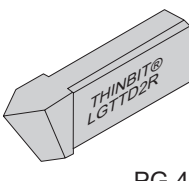
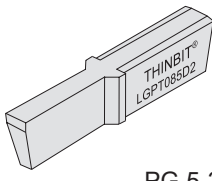
EXAMPLE:

The **ORDER CODE** for a .750" right hand shank for inserts beginning with 'L' is:
LGSF34R

SPECIFICATIONS				ORDER CODE					
Shank Orientation	Shank Dimensions			Toolholder Package Includes Shank, Clamp and Hardware For Inserts Beginning With 'L'		Replacement Parts			
	'A'	'B'	'C'	RIGHT HAND	LEFT HAND	Clamp	Screw	Wrench	Pin
90° Use right hand holder with left hand inserts	.312"	.500"	4.840"	LGSF56R		Clamp C	S3808	W1005	P0312
	.375"	.500"	4.840"	LGSF38R					
	.500"	.500"	4.840"	LGSF12R					
	.625"	.625"	4.840"	LGSF58R	LGSF58L				
	.750"	.750"	4.840"	LGSF34R	LGSF34L				
	1.000"	1.000"	4.840"	LGSF01R	LGSF01L				
	1.250"	1.250"	4.840"	LGSF14R	LGSF14L				
Use left hand holder with right hand inserts	8mm	.500"	4.840"	LGSF08RM					
	10mm	.500"	4.840"	LGSF10RM					
	12mm	.500"	4.840"	LGSF12RM					
	16mm	.750"	4.840"	LGSF16RM	LGSF16LM				
	20mm	1.000"	4.840"	LGSF20RM	LGSF20LM				
	25mm	1.000"	4.840"	LGSF25RM	LGSF25LM				

**GROOVE 'N TURN®
TOOLHOLDERS**

KAISER TOOL COMPANY, INC.

PRODUCT INFORMATION	<ul style="list-style-type: none"> • Designed for boring bar positions on all machines. • Can be used with a boring head to trepan on a mill. Shank may need to be shortened. • Toolholder reversible by changing clamp to other side. • Shank sizes 12mm, 1/2", 5/8", 16mm, 3/4" 20mm, 22mm, 25mm and 1". • All 1/2", 5/8" and 3/4" shanks are made from 1" shank. • For a shortened shank see page 11-2. • Modifications can be provided on any of our tooling. Please contact us with your application requirements. 				 <p>Heavy Duty Round Reversible Toolholder</p>	
	INSERT SELECTIONS	GROOVING	FACE GROOVING	THREADING	PARTING	
 PG 1-9		 PG 2-9	 PG 4-9	 PG 5-3		

ORDERING INSTRUCTIONS

Select the **ORDER CODE** in the table below that represents your selection of shank dimensions.

EXAMPLE:

The **ORDER CODE** for a 3/4" round shank for inserts beginning with 'L' is:

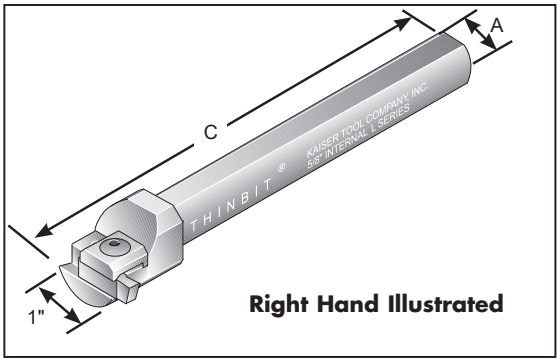
LHDRR34

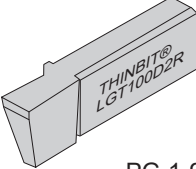
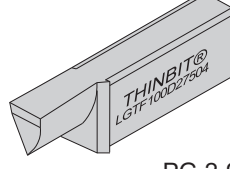
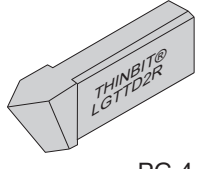
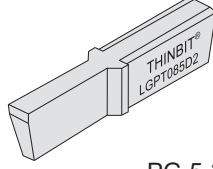
SPECIFICATIONS		ORDER CODE		
Shank Orientation	Shank Dimensions	Toolholder Package Includes Shank, Clamp and Hardware		
	'A'	For Inserts Beginning With	Clamp	Clamp Hardware
		'L'		
<p style="text-align: center;">Right Hand or Left Hand</p> <p>Use as right hand with right hand inserts</p> <p>Use as left hand with left hand inserts</p> <p>Use as either hand with centered inserts</p>	1/2"	LHDRR12	Clamp C	Screw: S3808 Wrench: W1005 Pin: P0305
	5/8"	LHDRR58		
	3/4"	LHDRR34		
	1"	LHDRR01		
	12 mm	LHDRR12M		
	16 mm	LHDRR16M		
	20 mm	LHDRR20M		
	22 mm	LHDRR22M		
25 mm	LHDRR25M			

KAISER TOOL COMPANY, INC.

PRODUCT INFORMATION

- Designed for boring bar positions on all machines.
- Toolholder reversible for left and right hand orientation.
- Shank sizes 1/2", 5/8", 3/4" and 1".
- All 1/2", 5/8" and 3/4" shanks are made from 1" shank.
- Modifications can be provided on any of our tooling. Please contact us with your application requirements.



INSERT SELECTIONS	GROOVING	FACE GROOVING	THREADING	PARTING
	 PG 1-9	 PG 2-9	 PG 4-9	 PG 5-3



Scan this code for additional information.

www.thinbit.com/qr7-8

ORDERING INSTRUCTIONS

Select the **ORDER CODE** in the table below that represents your selection of shank orientation and dimensions.

EXAMPLE:

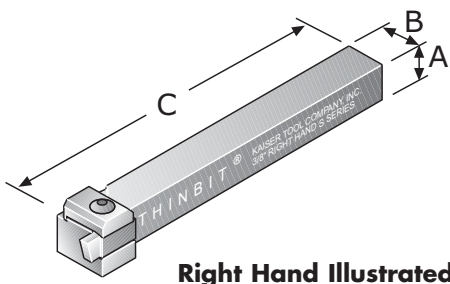
The **ORDER CODE** for a .625" right hand shank for inserts beginning with 'L' is:

LR5806

SPECIFICATIONS				ORDER CODE				
Shank Orientation	Minimum Bore Diameter	Shank Dimensions		Toolholder Package Includes Shank, Clamp and Hardware	Replacement Parts			
		'A'	'C'		For Inserts Beginning With 'L'			
	without pin				Clamp	Screw	Wrench	Pin
Right Hand or Left Hand Use as right hand with left hand inserts; Use as left hand with right hand inserts; Use as either hand with centered inserts.	1.250"	.500"	5.500"	LR1206	Clamp C	S3808	W1005	P0305
		.625"		LR5806				
		.750"		LR3406				
		1.000"	5.500"	LR0106				
			11.875"	LR0112				

ROUND TOOLHOLDERS

KAISER TOOL COMPANY, INC.



Right Hand Illustrated

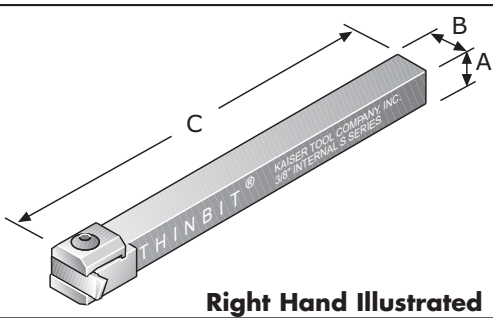
FLUSHTOP ORDERING INSTRUCTIONS

Select the **ORDER CODE** in the table below that represents your selection of shank orientation and dimensions.

EXAMPLE:

The **ORDER CODE** for a .375" shank, right hand flushtop tool for inserts beginning with 'L' is:
LFT38R

SPECIFICATIONS				ORDER CODE							
Shank Orientation	Shank Dimensions			Toolholder Package Includes Shank, Clamp and Hardware		Replacement Parts					
	'A'	'B'	'C'	For Inserts Beginning With		Clamp	Screw	Wrench	Pin		
				'S'	'L'						
Right Hand <small>Use with right hand and centered inserts</small>	.312"	.312"	4.840"	SFT56R	---	Clamp A	S5608	W1005	P0308		
				---	LFT56R					Clamp C	S3808
	.375"	.375"	4.840"	SFT38R	---					Clamp A	S5608
				---	LFT38R					Clamp C	S3808
	.500"	.500"	4.840"	SFT12R	LFT12R					Clamp C	S3808
.625"	.625"	4.840"	SFT58R	LFT58R	Clamp C	S3808					
Left Hand <small>Use with left hand and centered inserts</small>	.312"	.312"	4.840"	SFT56L	---	Clamp A	S5608	W1005	P0308		
				---	LFT56L	Clamp C	S3808				
	.375"	.375"	4.840"	SFT38L	---	Clamp A	S5608				
				---	LFT38L	Clamp C	S3808				
	.500"	.500"	4.840"	SFT12L	LFT12L	Clamp C	S3808				
.625"	.625"	4.840"	SFT58L	LFT58L	Clamp C	S3808					



Right Hand Illustrated

HARDINGE ORDERING INSTRUCTIONS

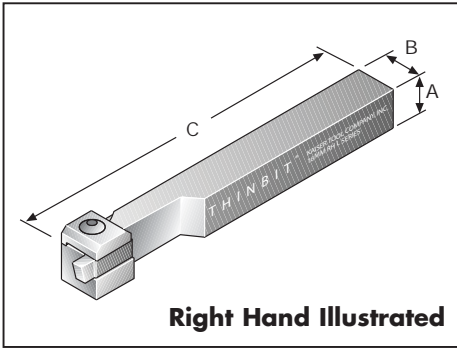
Select the **ORDER CODE** in the table below that represents your selection of shank orientation and dimensions.

EXAMPLE:

The **ORDER CODE** for a .375" shank, right hand tool for inserts beginning with 'L' is:
LHA38

SPECIFICATIONS					ORDER CODE								
Shank Orientation	Shank Dimensions			Minimum Bore Diameter <small>with 'S' inserts; add .071" for 'L' inserts</small>	Toolholder Package Includes Shank, Clamp and Hardware		Replacement Parts						
	'A'	'B'	'C'		For Inserts Beginning With		Clamp	Screw	Wrench	Pin			
					'S'	'L'							
Right Hand <small>Use with left hand and centered inserts</small>	.375"	.375"	4.840"	1.050"	SHA38	---	Clamp C	S3808	W1005	P0204			
					---	LHA38							
.500"	.500"	4.840"	1.290"	SHA12	LHA12								
Left Hand <small>Use with right hand and centered inserts</small>	.375"	.375"	4.840"	1.050"	SHA38	---							
					---	LHA38							
	.500"	.500"	4.840"	1.290"	SHA12	LHA12							

KAISER TOOL COMPANY, INC.



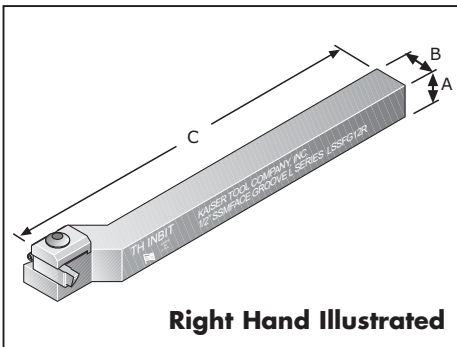
SWISS SCREW ORDERING INSTRUCTIONS

Select the **ORDER CODE** in the table below that represents your selection of shank orientation and dimensions.

EXAMPLE:

The **ORDER CODE** for a .500" shank, right hand tool for inserts beginning with 'L' is:
LSS12R

SPECIFICATIONS				ORDER CODE							
Shank Orientation	Shank Dimensions			Toolholder Package Includes Shank, Clamp and Hardware		Replacement Parts					
	'A'	'B'	'C'	For Inserts Beginning With		Clamp		Screw		Wrench	Pin
				'S'	'L'	'S'	'L'	'S'	'L'		
Right Hand Use with right hand and centered inserts	.375"	.375"	4.840"	SSS38R	---	A	--	S5608	---	W1005	P0305
	.500"	.500"		SSS12R	LSS12R	A	C	S5608	S3808		
	8mm	8mm		SSS08RM	---	A	--	S5608	---		
	10mm	10mm		SSS10RM	---	A	--	S5608	---		
	12mm	12mm		SSS12RM	LSS12RM	A	C	S5608	S3808		
	16mm	16mm		SSS16RM	LSS16RM	C	C	S3808	S3808		
Left Hand Use with left hand and centered inserts	.375"	.375"	4.840"	SSS38L	---	A	--	S5608	---	W1005	P0305
	.500"	.500"		SSS12L	LSS12L	A	C	S5608	S3808		
	8mm	8mm		SSS08LM	---	A	--	S5608	---		
	10mm	10mm		SSS10LM	---	A	--	S5608	---		
	12mm	12mm		SSS12LM	LSS12LM	A	C	S5608	S3808		
	16mm	16mm		SSS16LM	LSS16LM	C	C	S3808	S3808		



SWISS FACE ORDERING INSTRUCTIONS

Select the **ORDER CODE** in the table below that represents your selection of shank orientation and dimensions.

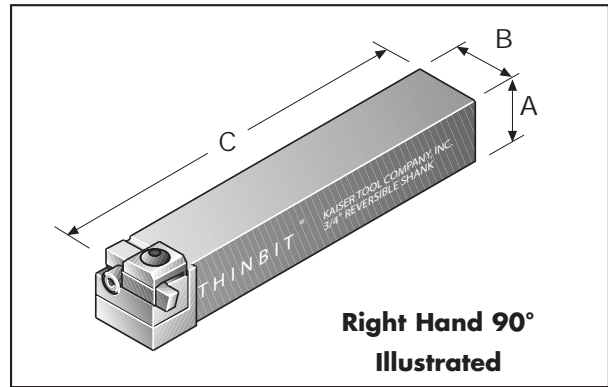
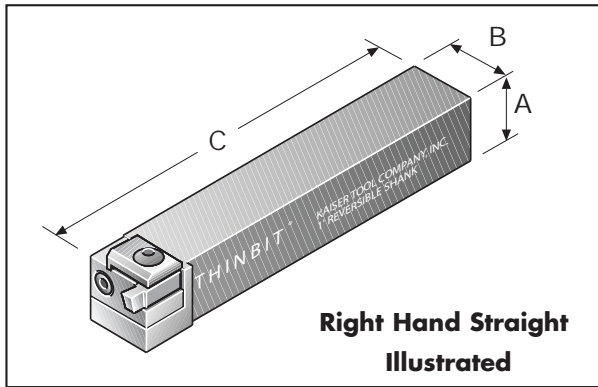
EXAMPLE:

The **ORDER CODE** for a .375" shank, right hand tool for inserts beginning with 'L' is:
LSSFG38R

SPECIFICATIONS				ORDER CODE							
Shank Orientation	Shank Dimensions			Toolholder Package Includes Shank, Clamp and Hardware		Replacement Parts					
	'A'	'B'	'C'	For Inserts Beginning With		Clamp	Screw		Wrench	Pin	
				'S'	'L'		'S'	'L'			
Right Hand Use with left hand and centered inserts for counter-clockwise rotation	.375"	.375"	4.840"	SSSFG38R	LSSFG38R	Clamp C		S3808	S3808	W1005	P0203
	.500"	.500"	4.840"	SSSFG12R	LSSFG12R		S3808				
	10mm	10mm	4.840"	SSSFG10RM	LSSFG10RM		S5452				
	12mm	12mm	4.840"	SSSFG12RM	LSSFG12RM		S5452				
	16mm	16mm	4.840"	SSSFG16RM	LSSFG16RM		S3808				

KAISER TOOL COMPANY, INC.

LITTLE BIT® REVERSIBLE TOOLHOLDER, STRAIGHT & 90°



ORDERING INSTRUCTIONS

Select the **ORDER CODE** in the table below that represents your selection of shank orientation and dimensions.

EXAMPLE:

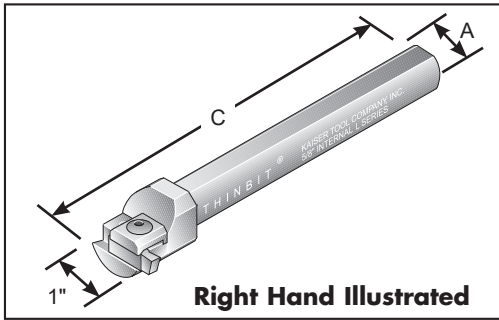
The **ORDER CODE** for a .750" shank and a 90° right hand tool for inserts beginning with 'L' is:

LRI3434R

SPECIFICATIONS				ORDER CODE									
Shank Orientation	Shank Dimensions			Toolholder Package Includes Shank, Head, Clamp and Hardware		Head Only Includes Clamp and Hardware For Inserts Beginning With		Replacement Parts					
	'A'	'B'	'C'	For Inserts Beginning With		'S'	'L'	Head Screws	Head Wrenches	Head Pin	Shank	Clamp	Clamp Hardware
				'S'	'L'	'S'	'L'						
Straight Right Hand or Left Hand Use as right hand with right hand inserts; Use as left hand with left hand inserts; Use as either hand with centered inserts.	.375"	.750"	4.840"	SRE3438	LRE3438	SREH34	LREH34	1 each: S3808 S2808	1 each: W1005 W1009		RS3438	Clamp C	Screw: S3808 Wrench: W1005
	.500"			SRE3412	LRE3412						RS3412		
	.625"			SRE3458	LRE3458						RS3458		
	.750"			SRE3434	LRE3434						RS3434		
	.750"	1.000"	4.840"	SRE0134	LRE0134	SREH01	LREH01	1 each: S3812 S2808	1 each: W1005 W1009		RS0134	Clamp C	Wrench: W1005
	1.000"			SRE0101	LRE0101						RS0101		
	1.000"	1.250"	4.840"	SRE1401	LRE1401	SREH14	LREH14	1 each: S3816 S2808	1 each: W1005 W1009		RS1401	Clamp C	Wrench: W1005
	1.250"			SRE1414	LRE1414						RS1414		
90° Right Hand Use with left hand and centered inserts	.375"	.750"	4.840"	SRI3438R	LRI3438R	SRIH34R	LRIH34R	1 each: S3808 S2812	1 each: W1005 W1009		RS3438	Clamp C	Screw: S3808
	.500"			SRI3412R	LRI3412R						RS3412		
	.625"			SRI3458R	LRI3458R						RS3458		
	.750"			SRI3434R	LRI3434R						RS3434		
	.750"	1.000"	4.840"	SRI0134R	LRI0134R	SRIH01R	LRIH01R	1 each: S3812 S2812	1 each: W1005 W1009	P0305	RS0134	Clamp C	Wrench: W1005
	1.000"			SRI0101R	LRI0101R						RS0101		
90° Left Hand Use with right hand and centered inserts	.375"	.750"	4.840"	SRI3438L	LRI3438L	SRIH34L	LRIH34L	1 each: S3808 S2812	1 each: W1005 W1009		RS3438	Clamp C	Wrench: W1005
	.500"			SRI3412L	LRI3412L						RS3412		
	.625"			SRI3458L	LRI3458L						RS3458		
	.750"			SRI3434L	LRI3434L						RS3434		
	.750"	1.000"	4.840"	SRI0134L	LRI0134L	SRIH01L	LRIH01L	1 each: S3812 S2812	1 each: W1005 W1009	P0305	RS0134	Clamp C	Wrench: W1005
	1.000"			SRI0101L	LRI0101L						RS0101		

KAISER TOOL COMPANY, INC.

Phone: 888-THINBIT (888-844-6248) or (260) 484-3620 • Fax: 888-THINFAX (888-844-6329) or (260) 482-1881
 www.thinbit.com • General E-mail: thinbit@kaisertool.com • Orders: orders@thinbit.com • Quotes: quotes@thinbit.com



ROUND INTERNAL ORDERING INSTRUCTIONS

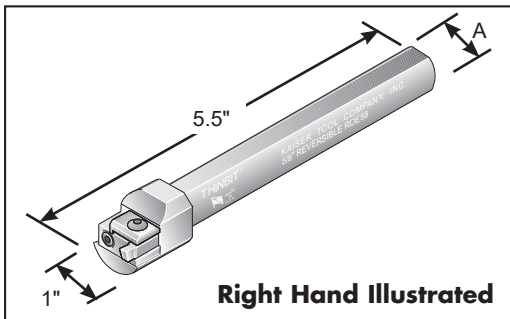
Select the **ORDER CODE** in the table below that represents your selection of shank orientation and dimensions.

EXAMPLE:

The **ORDER CODE** for a .625", 5.5" long round shank for inserts beginning with 'L' is:

LR5806

SPECIFICATIONS				ORDER CODE					
Shank Orientation	Minimum Bore Diameter without pin	Shank Dimensions		Toolholder Package Includes Shank, Clamp and Hardware For Inserts Beginning With		Replacement Parts			
		'A'	'C'	'S'	'L'	Clamp	Screw	Wrench	Pin
Right Hand or Left Hand Use as right hand with left hand inserts; Use as left hand with right hand inserts; Use as either hand with centered inserts.	1.125"	.500"	5.500"	SR1206	---	Clamp C	S3808	W1005	P0305
		.625"		SR5806	---				
		.750"		SR3406	---				
		1.000"		SR0106	---				
	1.187" (1.250" for insert beginning with 'LGT')	.500"	5.500"	---	LR1206				
		.625"		---	LR5806				
		.750"		---	LR3406				
		1.000"		---	LR0106				
		11.875"	---	LR0112					



ROUND REVERSIBLE ORDERING INSTRUCTIONS

Select the **ORDER CODE** in the table below that represents your selection of shank dimensions.

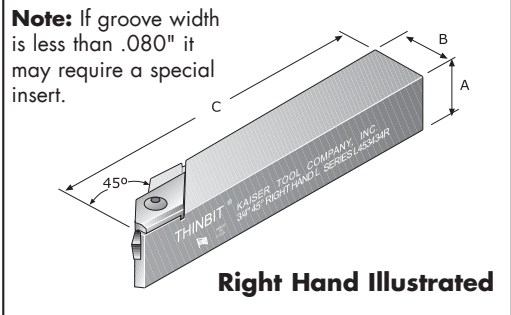
EXAMPLE:

The **ORDER CODE** for a .625" round shank for inserts beginning with 'L' is:

LROE58

SPECIFICATIONS				ORDER CODE						
Shank Orientation	Shank Dimensions 'A'	Toolholder Package Includes Shank, Head, Clamp and Hardware For Inserts Beginning With		Replacement Parts						
		'S'	'L'	Head Only Includes Clamp and Hardware For Inserts Beginning With		Head Screws	Head Wrenches	Shank	Clamp	Clamp Hardware
Right Hand or Left Hand Use as right hand with right hand inserts; Use as left hand with left hand inserts; Use as either hand with centered inserts.	.500"	SROE12	LROE12	SROEH	LROEH	1 each: S5806 S2810	1 each: W1006 W1009	RROE12	Clamp C	Screw: S3808 Wrench: W1005
	.625"	SROE58	LROE58					RROE58		
	.750"	SROE34	LROE34					RROE34		
	1.000"	SROE01	LROE01					RROE01		

KAISER TOOL COMPANY, INC.



45° ORDERING INSTRUCTIONS

Select the **ORDER CODE** in the table below that represents your selection of shank orientation and dimensions.

EXAMPLE:

The **ORDER CODE** for a .750" shank, right hand tool for inserts beginning with 'L' is:
L453434R

SPECIFICATIONS				ORDER CODE					
Shank Orientation	Shank Dimensions			Toolholder Package Includes Shank, Clamp and Hardware		Replacement Parts			
	'A'	'B'	'C'	For Inserts Beginning With		Clamp	Screw	Wrench	Pin
				'S'	'L'				
Right Hand Use with left hand and centered inserts for counter-clockwise rotation	.375"	.750"	4.840"	S453438R	L453438R	Clamp Q	S3808	W1005	* C0509
	.500"			S453412R	L453412R				
	.625"			S453458R	L453458R				
	.750"			S453434R	L453434R				
	1.000"	1.000"		S450101R	L450101R				
Left Hand Use with right hand and centered inserts for clockwise rotation	.375"	.750"	4.840"	S453438L	L453438L	Clamp R	S3808	W1005	* C0509
	.500"			S453412L	L453412L				
	.625"			S453458L	L453458L				
	.750"			S453434L	L453434L				
	1.000"	1.000"		S450101L	L450101L				

* Roll Pin sizes may have changed due to manufacturing updates. Toolholders will be shipped with the correct item. Replacement pin (C0509) will contain two items (P0204 & P0305) to accommodate either revision.

KAISER TOOL COMPANY, INC.